

PICK A READING PARTNER (PARP) TOOLKIT

On behalf of the New York State PTA Board of Managers, we are proud to present the **“Pick A Reading Partner (PARP) Toolkit.”**

Many of the materials included in this Toolkit were originally part of the New York State PTA “PARP Resource Book.” Many of the sample forms and activities are from previous New York State PTA PARP award-winning programs.

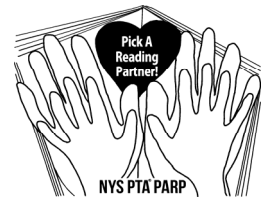
The Pick A Reading Partner (PARP) program began in the New York State Senate Education Committee through the efforts of the late Senator James H. Donovan. In 1987, the PARP program was turned over to the New York State PTA to be sponsored and administered. The PARP program is a reading program which encourages parents or someone in a parental role (i.e. grandparents, aunts, uncles, step-parents, guardians, older siblings, etc.) to read with their child at least 15 minutes a day. A PARP program can be utilized by a school, library or community center and can run anywhere from two weeks to the entire school year. The goal is to promote the love of reading between parents and children.

What you will find in this Toolkit are all the materials that you will need to run a successful PARP program in your school, library or community center. All the materials are reproducible and should be shared.

We hope you enjoy it!

Bonnie Russell
NYS PTA President

Stephanie Avidon
NYS PTA PARP Specialist



HOW TO USE THE PARP TOOLKIT

All the materials in this Toolkit are for use by anyone interested in running a successful PARP program. We have added several features to this Toolkit to make it easier for you to navigate the resources, reproduce the materials and implement the program. These document features were developed using Word 2003; if you use a different version of Word or a different word processing program (such as WordPerfect or Open Office), the functionality may be limited. Each section of the Toolkit begins with a Table of Contents which, in most cases, can be used by placing your cursor on the document you want to view, pressing the control key (Ctrl) on your keyboard and clicking your mouse; this will bring you directly to the document. Below is more information on what you can find in each section.

SECTION 1 – PARP PROGRAM

In this section, you will find the basic information you will need about PARP and the PARP program. We have provided a model of a PARP program for pre-school, elementary, middle and high school-age children. Information on adapting this program in a rural and urban area can also be found. We included the PARP Logo, which we encourage you to use on your materials; just copy and paste. Details on applying for our New York State PTA PARP Award are also included. (See application section for more details.)

SECTION 2 – PROGRAMS and ACTIVITIES

In this section, you will find many ideas and explanations on suggested programs and activities for you to incorporate in your program. If you need to know what to ask an author or performer before booking an event, go to this section.

SECTION 3 – SAMPLE FORMS and SAMPLE ACTIVITIES

Most of the forms and activities in this section were reproduced from previous New York State PTA PARP Award-winning programs. The purpose for providing these forms and activities in the Toolkit is to give you ideas on materials you need to run a successful PARP program. We have provided these documents in Word format, allowing you the ability to copy, paste and use the actual forms and activities. Please feel free to use these forms and activities in their actual format or change the wording to suit your particular school, library or community center.

SECTION 4 – NYS PTA PARP AWARD-WINNING PROGRAMS

The Programs section in this Toolkit contains the actual New York State PTA PARP Award-winning programs from 2011 -2014 in PDF format.

SECTION 5 – RESOURCES

We have provided a number of different literacy resources for you to use in your PARP program, as well as any other literacy programs. The exciting part about this section is that we have set this section up so that, in most cases, if you have Internet access and you would like to visit a web site quoted, all you need to do is click on the web site and you will be launched directly to the source. **Note: Included in this Toolkit is a listing of resources you may find useful in planning your PARP program. Aside from information generated by the PTA, the New York State PTA is not responsible for the content of the resources and the accuracy of the information as website addresses may change.**

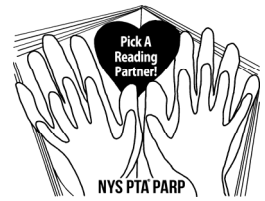


TABLE OF CONTENTS

SECTION 1 – PARP PROGRAM:

Mission Statement
History of Pick A Reading Partner – PARP
PARP Goals
What is PARP and Why is it Important?
PARP Program
Parent/Teacher/Administrative/Community Involvement
Guidelines for the PARP Program
PARP Checklist
Sample PARP Committee Responsibilities
Do's and Don'ts for Chairmen and Committee Members
PARP Theme Ideas
PARP Logo, PTA Logo and Tagline
How to Adapt Your PARP Program at the Different Levels of Education
PARP Program for Preschool Level 3-5 years old
PARP Program for Elementary Level 5-10 years old
PARP Program for Middle School Level 10-14 years old
PARP Program for High School Level 14-21 years old
Additional PARP Information for Rural/Urban Schools and Communities
Parents As Reading Partners (PARP) Award Application


SECTION 2 – PROGRAMS and ACTIVITIES:

Publicity and Public Relations for PARP Programs
Maintaining Interest and Motivation
PARP Incentives
PARP Assemblies
PARP Family Night
Additional Activities
Book Fairs
Forming Book Clubs for Young Adults
Steps to Planning a Successful Artist, Author/Illustrator or Performer Event
Questions to Ask an Artist, Author/Illustrator or Performer
Frequently Asked Questions and Answers
Program Wrap-Ups

SECTION 3 – SAMPLE FORMS and SAMPLE ACTIVITIES:

A. Sample Forms:


Budgets
Calendars
Certificate of Appreciation
Contract
Evaluation
Fliers – Author/Illustrator Night
Flier - KICK-OFF
Invitation and Schedule of Events



Invitation to Attend Pajama Story
Newsletter Announcement
Parent Letters – General
Parent Letter – Older Children
Parent Letter – English
Parent Letter – Spanish
PARP Song
Press Release
Reading Celebration Plan
Reading Log
Reading Slips
Sponsor Request Letter
Student Release Forms
Teacher Letters
Thank-you Letter
Volunteer Form
Wrap-Up Flier

B. Sample Activities:

10 Good Reasons to Read Aloud to Your Children – English
10 Good Reasons to Read Aloud to Your Children – Spanish
100 Things a Child Can Read Other than Books and Magazines
Book Club
Book Swap
Bookmarks and Make a Book
Color Your World with Reading Special Activities
Donate a Book Week
Don't Be A Turkey...Read!
Grab a Book Today, Read Across the USA
Guess the Amount of Goldfish Contest
MadLibs Monday
Mystery Trivia Challenge
Newspaper Scavenger Hunt
PARP Challenge Reward Date
PARP Program Theme Contest
PARP Song
PARP Symbol Contest
PARP Word Search
Read a Shirt Day
Read-a-Thon Recommendation Sheet
Read Aloud, Gather a Crowd
Reading Crowd – Word Search
Reading Power – Let it Flower Trivia Contest
The Reading Chain



SECTION 4 – NYS PTA PARP AWARD-WINNING PROGRAMS:

2014 – “Kindness Matters” Harry E. Elden Elementary PTA

2013 - “Passport to Adventure” Fishkill Plains PTA

2012 - “I Pledge to READ” Big Tree Elementary PTA

2011 – “Here’s to Our Heroes ~ READERS Save the DAY!” Dutch Broadway PTA

SECTION 5 – RESOURCES:

General Internet Resources

Fall into Reading = Reading – Beyond the Book

How to Translate Your PARP Materials Into Another Language

Parent Newspaper Guide – English and Spanish

Adult and Youth Literacy Resources

Building a Family Literary Event – RIF

Authors Who Will Answer Children’s Letters

Award Winning Children’s Books

 Caldecott Medal Winners 1938 – Present

 Newbery Medal Winners 1922 – Present

How Children Learn to Read

The Benefits of Reading

 Reading Together

How to Encourage a Love of Reading

 20 Tips for Pick A Reading Partner

 Hints for Reading Aloud

 Helping Your Child Become a Good Reader